

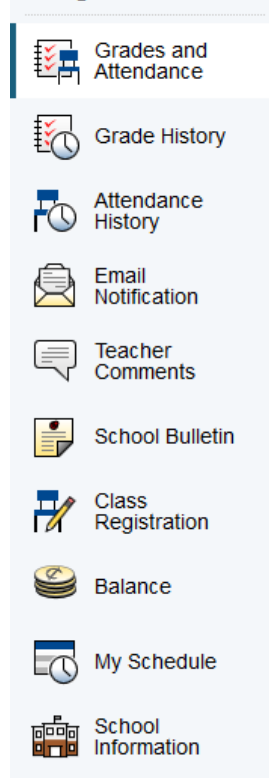
PowerSchool Parent Single Sign On — Quick Start Guide



Welcome, Mrs. Brady




Navigation




Access Information for ALL of your students via a single login to PowerSchool !!

1. Login to my.cherrycreekschools.org using your **Parent Forms** username and password.
2. Click on the **PowerSchool Parents** tile. You will be automatically logged in to PowerSchool. (NOTE - the old parent username format "mbrady-p" is no longer in use.)
3. Names of all students in your household will be displayed in the menu bar.
4. Click on the name of the student whose information you would like to view.
5. Use the Navigation Menu on the left to view your student's information.
6. **NOTE:** Not all schools have PowerSchool Parent Access enabled. If the school your student attends does not have Parent Access enabled, you will receive this message: **Information Not Available — The School has disabled access to this student's data.**

1.



2.



For assistance logging in to PowerSchool, please contact your student's school.